Assembly, installation and maintenance manual

Montage-, Aufbau- und Wartungsanleitung ● Assemblage, manuel de montage et d'entretien ● Montaje, instalación y mantenimiento ● Manuale di montaggio, installazione e manutenzione ● Monterings- og vedlikeholdsmanual ● Monterings-, installations- och underhållsmanual ● Kokoamis-, asennus- ja huolto-ohje ● Vejledning for montering og vedligehold ● Handleiding voor montage, installatie en onderhoud ● Manual de montagem, instalação e manutenção ● Návod k montáži, instalaci a údržbě ● Instrukcja montażu, instalacji i konserwacji ● Surinkimo, montavimo ir priežiūros vadovas ● Montāžas, uzstādīšanas un apkopes rokasgrāmata ● Руководство по сборке и обслуживанию ● Montaaži-, paigaldus- ja säilitamise juhend

Pavilion **PA44-4254-1**

Factory inspection by ● Werkskontrolle durch ● Contrôle à partir de l'usine par ● Inspector de fábrica ● Collaudato da ● Fabrikkkontroll utført av ● Fabriksbesiktigat av ● Tehtaan tarkastaja ● Fabriks Kontrol udført af ● Fabriekscontrole door ● Inspeção de fábrica, por: ● Zkontrolováno ve výrobním závodě ● Kontrola fabryczna do ● Apžiūrą gamykloje atliko ● Rūpnīcas pārbaudi veicis ● Заводской контроль ● Tehase kontroll teostatud:	**Date** ● Datum ● Date ● Fecha ● Data ● Dato ● Datum ● Päiväys ● Dato ● Datum ● Data ● Datum ● Data ● Datums ● Data ● Дата ● Kuupäev: **Pack number** ● Pack Nr. ● Packet n° ● Bulto Nº ● Pacco N. ● Serienr ● Produktionsnummer ● Pakettinro ● Pakke nr. ● Pak nr. ● Número de embalagem ● Číslo balení ● Numer opakowania ● Pakuotės numeris ● Iepakojuma numurs ● Упаковочный номер ● Pakinumber:

www.palmako.ee/information-hub

English: Before installing and using the product, please read the instructions and warranty terms at www.palmako.ee/information-hub to guarantee proper installation and long-lasting performance.

Deutsch: Wichtig! Bitte vor Aufbau und Nutzung des Produkts unbedingt die detaillierte Montageanleitung sowie die Garantiebedingungen unter www.palmako.ee/information-hub lesen, um eine fachgerechte Montage und eine lange Funktionssicherheit zu gewährleisten.

Français: Avant d'installer et d'utiliser le produit, veuillez lire les instructions et les conditions de garantie sur www.palmako.ee/information-hub afin de garantir une installation correcte et la longévité du produit.

Español: Antes de instalar y utilizar el producto, lea las instrucciones y las condiciones de garantía en www.palmako.ee/information-hub para asegurar una instalación correcta y una larga vida útil del producto.

Italiano: Prima di installare e utilizzare il prodotto, leggere le istruzioni e le condizioni di garanzia su www.palmako.ee/information-hub per garantire una corretta installazione e prestazioni durature.

Norsk: Før montering og bruk av produktet, vennligst les monteringsanvisningene og garantivilkårene på www.palmako.ee/information-hub for å sikre korrekt montering og fremtidig holdbarhet.

Svenska: Innan du installerar och använder produkten, vänligen läs instruktionerna och garantivillkoren på www.palmako.ee/information-hub för att säkerställa korrekt installation och produktens långvariga hållbarhet

Suomi: Ennen tuotteen asentamista ja käyttämistä, lue ohjeet ja takuehdot osoitteessa www.palmako.ee/information-hub varmistaaksesi oikean asennuksen ja pitkäkestoisen toiminnan.

Русский: Перед установкой и использованием изделия ознакомьтесь с инструкцией и условиями гарантии на сайте www.palmako.ee/information-hub, чтобы гарантировать правильную установку и долговечность изделия.

Eesti: Enne toote paigaldamist ja kasutuselevõttu lugege palun juhiseid ja garantiitingimusi aadressil www.palmako.ee/information-hub, et tagada nõuetekohane paigaldus ja toote pikk eluiga.

Dansk (Oversat af AI): Læs venligst instruktionerne og garantibetingelserne på www.palmako.ee/information-hub, før du installerer og bruger produktet, for at garantere korrekt installation og langvarig ydeevne.

Dutch (Vertaald door AI): Lees vóór de installatie en het gebruik van het product de instructies en garantievoorwaarden op www.palmako.ee/information-hub om een correcte installatie en langdurige werking te garanderen

Português (Traduzido por IA): Antes de instalar e utilizar o produto, leia as instruções e os termos de garantia em www.palmako.ee/information-hub para garantir uma instalação adequada e um desempenho duradouro.

Čeština (Přeloženo umělou inteligencí): Před instalací a použitím produktu si prosím přečtěte pokyny a záruční podmínky na www.palmako.ee/information-hub, abyste zaručili správnou instalaci a dlouhodobý výkon.

Polski (Przetłumaczone przez AI): Przed zainstalowaniem i użyciem produktu należy przeczytać instrukcję oraz warunki gwarancji dostępne na stronie www.palmako.ee/information-hub, co pozwoli zagwarantować prawidłową instalację i długotrwałą wydajność.

Latviešu (Mākslīgā intelekta tulkojums): Pirms produkta uzstādīšanas un lietošanas, lūdzu, izlasiet instrukcijas un garantijas noteikumus vietnē www.palmako.ee/information-hub, lai garantētu pareizu uzstādīšanu un ilgstošu darbību.

Lietuviškai (Išvertė DI): Prieš montuodami ir naudodami gaminį, perskaitykite instrukcijas ir garantijos sąlygas adresu www.palmako.ee/information-hub, kad užtikrintumėte tinkamą montavimą ir ilgalaikį veikimą.

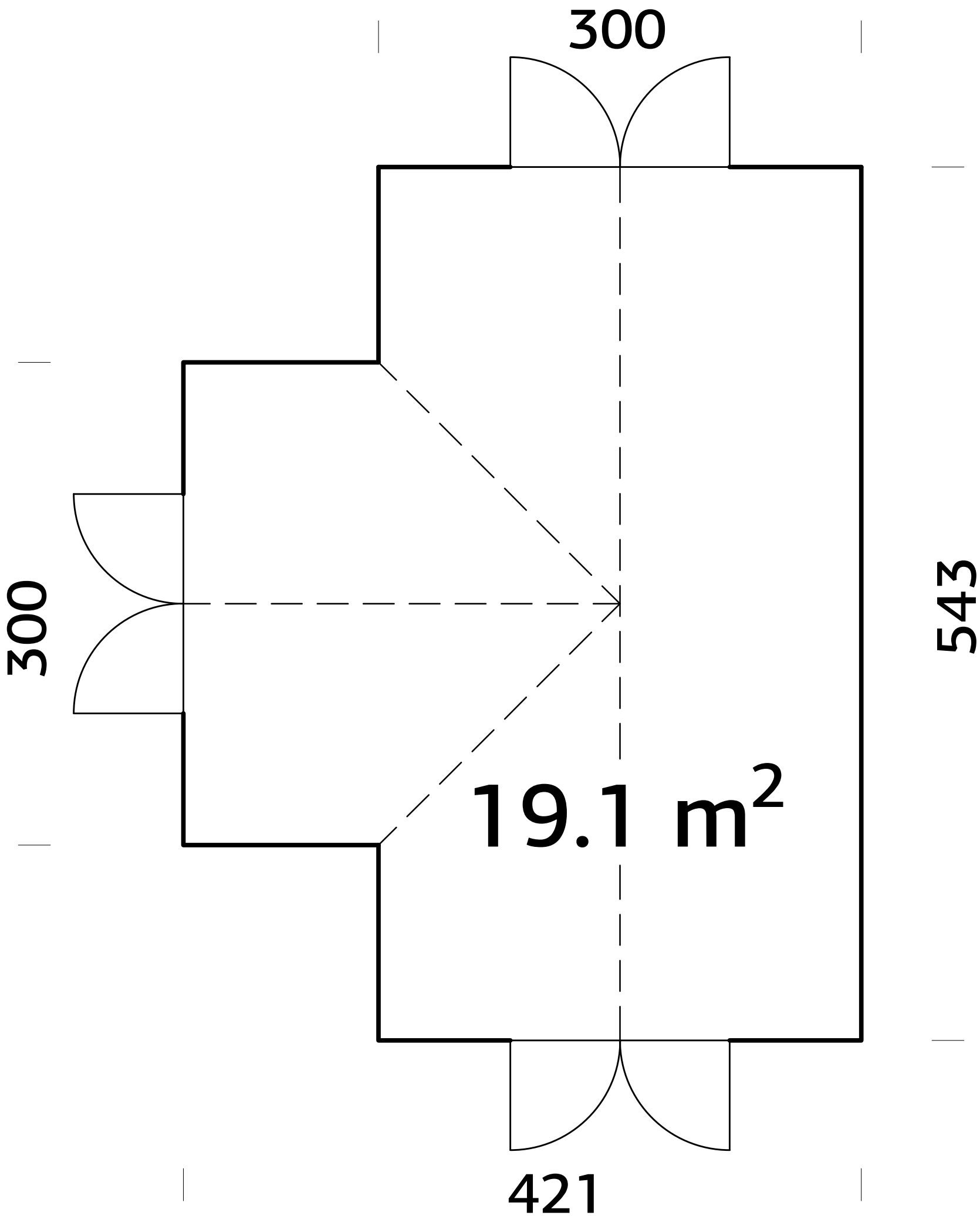
300
300
543
19.1 m²
421

Pos	SPECIFICATION-STÜCKLISTE-NOMENCLATURE-ELEMENTI Emilia T-shape	Pcs	Profile (mm)	Length (mm)
1	Foundation beam	2	45 × 120	2713
2	Foundation beam	3	45 × 120	2910
3	Foundation beam	2	45 × 120	1213
4	Foundation beam	2	45 × 120	1258
42	Foundation beam	1	45 × 120	540
5	Post	1	120 × 120	1647
6	Post	1	120 × 120	1647
7	Corner Left	3	44 × 95	1502
8	Corner Right	3	44 × 95	1502
9	Frame	3	44 × 95	1893
10	Frame	3	44 × 95	1893
11	Frame	3	44 × 95	2182
12	Ridge support	3	44 × 91	661
13	Rafter Left	3	44 × 95	1879
14	Rafter Right	3	44 × 95	1879
15	Ridge LONG	1	80 × 240	5574
16	Ridge SHORT	1	80 × 240	2747
17	Valley rafter	1	56 × 180	2376
18	Valley rafter	1	56 × 180	2376
19	Frame Side	12	44 × 95	1562
20	Rafter	12	44 × 95	1879
21	Valley jack	2	44 × 95	1877
22	Valley jack	2	44 × 95	1877
23	Valley jack	2	44 × 95	1155
24	Valley jack	2	44 × 95	1155

Pos	SPECIFICATION-STÜCKLISTE-NOMENCLATURE-ELEMENTI Emilia T-Shape	Pcs	Profile (mm)	Length (mm)
25	Frame	4	45 × 45	554
26	Corner	34	15 × 173	360
27	Rafter connection	1	45 × 12	3035
28	Rafter connection	6	45 × 12	1236
29	Slat - side	18	45 × 12	1502
30	Slat - roof	18	45 × 12	1910
31	Slat - roof	2	45 × 12	1829
32	Slat - roof	2	45 × 12	1829
33	Slat - roof	2	45 × 12	1059
34	Slat - roof	2	45 × 12	1059
35	Slat - side	3	45 × 12	1894
37	Slat - side	12	45 × 12	1827
38	Slat - side	6	45 × 12	1383
39	Slat - side	6	45 × 12	1814
40	Slat - side	6	45 × 12	1478
41	Slat - side	2	45 × 12	1502

EL1		657 x 390 x 45	6
EL2		1144 x 390 x 45	2
EL3		1144 x 390 x 45	2
EL4		2968 x 390 x 45	1
EL5		2392 x 390 x 45	1
KUL-145 KUL-145-2		696 x 1818 x 40	3+3

Pos.	Description	Measures (mm)	Pcs
401	Glass - clear, tempered	578 x 1895 x 4	11
402	Glass - clear, tempered	578 x 1115 x 4	13
403	Glass - clear, tempered	578 x 1030 x 4	2
404	Glass - clear, tempered	620 x 910 x 4	4
405	Glass - clear, tempered	578 x 1895 x 4	4
406	Glass - clear, tempered	578 x 979 x 4	2
407	Glass - clear, tempered	700 x 1862 x 4	3
408	Glass - clear, tempered	835 x 1074 x 4	4
409	Glass - clear, tempered	578 x 1844 x 4	2
411	Glass - clear, tempered	570 x 1115 x 4	4
412	Glass - clear, tempered	680 x 1458 x 4	6

Pos.	Description	Measures (mm)	Pcs
F1	QThermovent	Thermovent 7kg	4
F2	QUH55x60	55 x 60	8
F3	QNU62x40x13	62 x 40 x 13	18
F4	QHP15x57Zn	15 x 57	12
F5	QKRPP6x120RVTX	Ø 6 X 120	24
F6	QKRPP5x90RVTX	Ø 5 X 90	160
F7	QKRYP5x55RVTX	Ø 5 X 55	440
F8	QKRYP4_2x38RVTX	Ø 4.2 X 38	420
F9	QKRPP3_5x40RVTX	Ø 3.5 X 40	36
F10	QKRPP4x25RVTX	Ø 4 X 25	52
F11	Polt M6	Ø 6 X 200	12
F12	QMUKK6Zn	M6	14
F13	QSE6x18Zn	Ø 6 X 18	28
F14	YHP200x2750MU	2750x 200 x 46	3
F15a	YHP201x300MU	300 x 201 x 48	1
F15b	YHP201x150MU	150 x 201 x 46	1
F16	QHA150Zn	150 mm	6
F17	QUNAL		3 set
F18	QRUAu		3 set
F19	QLIKA		3 set
F20	QTI8	0.8 m	1
F21	QR35100Zn	35 x 100	6
F22	QKRYP3x16Zn	Ø 3 X 16	48
F23	Polt M6	Ø 6 X 160	2
F24	QKRKK12x200Zn	Ø 12 X 200	5
F25	QSE12x24Zn	Ø 12 X 24	5
F26	YNP90x2430MU	2430 x 90 x 23 mm	2
F28	QNP150x100x40Zn	150 x 100 x 40	1
F29	QKRPP6x180ZnTX	Ø 6 X 180	8
F30	QKRPP2_5x16kZn	Ø 2,5 X 16	8

esmaspäev, 1. detsember 2025 15:51:04

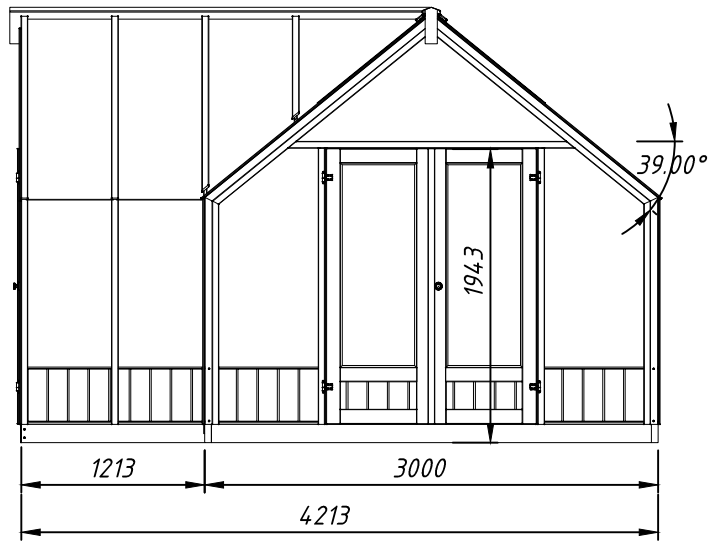

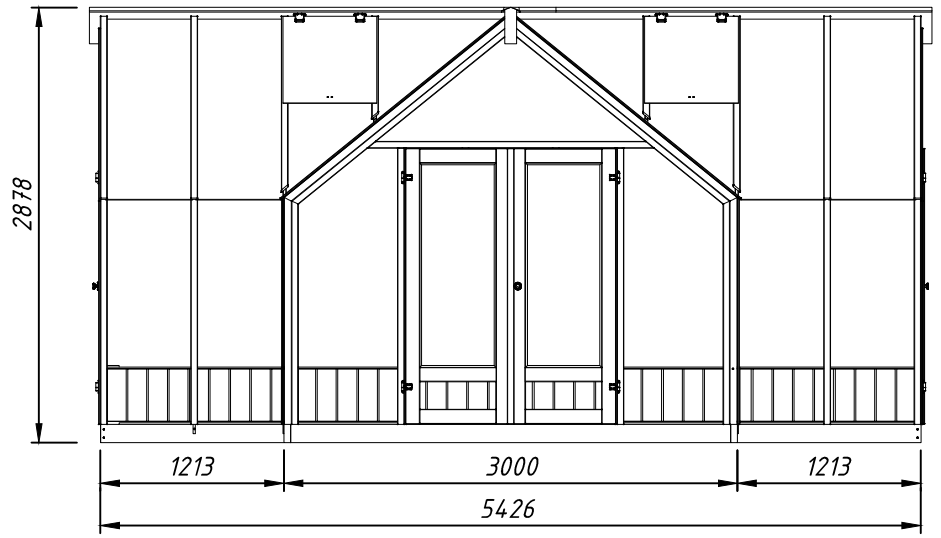

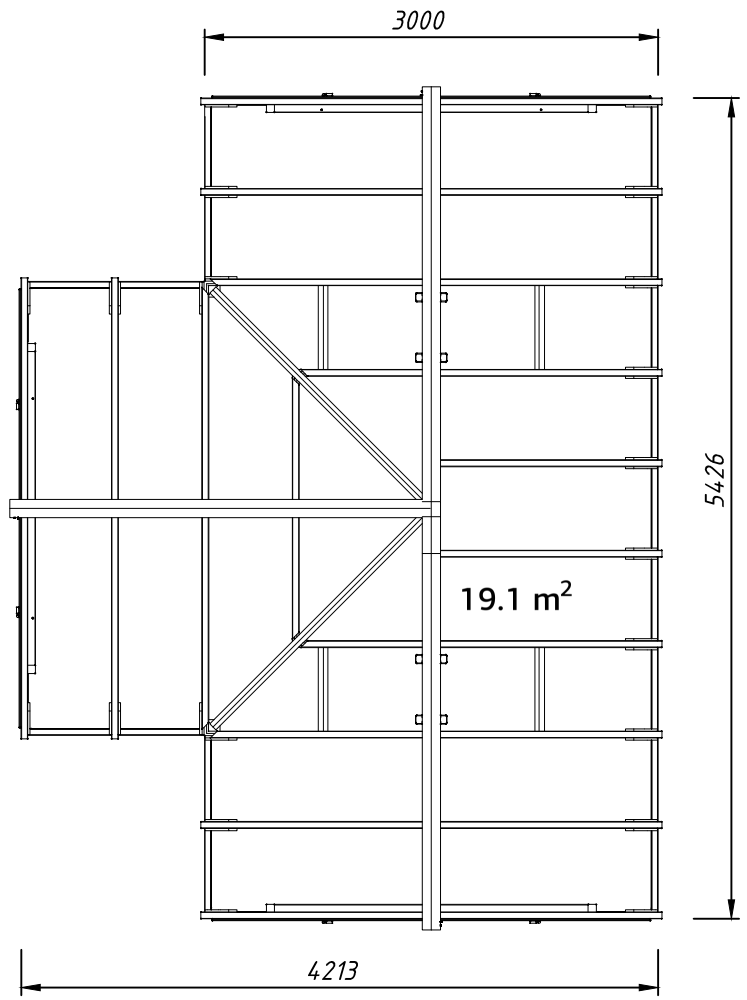

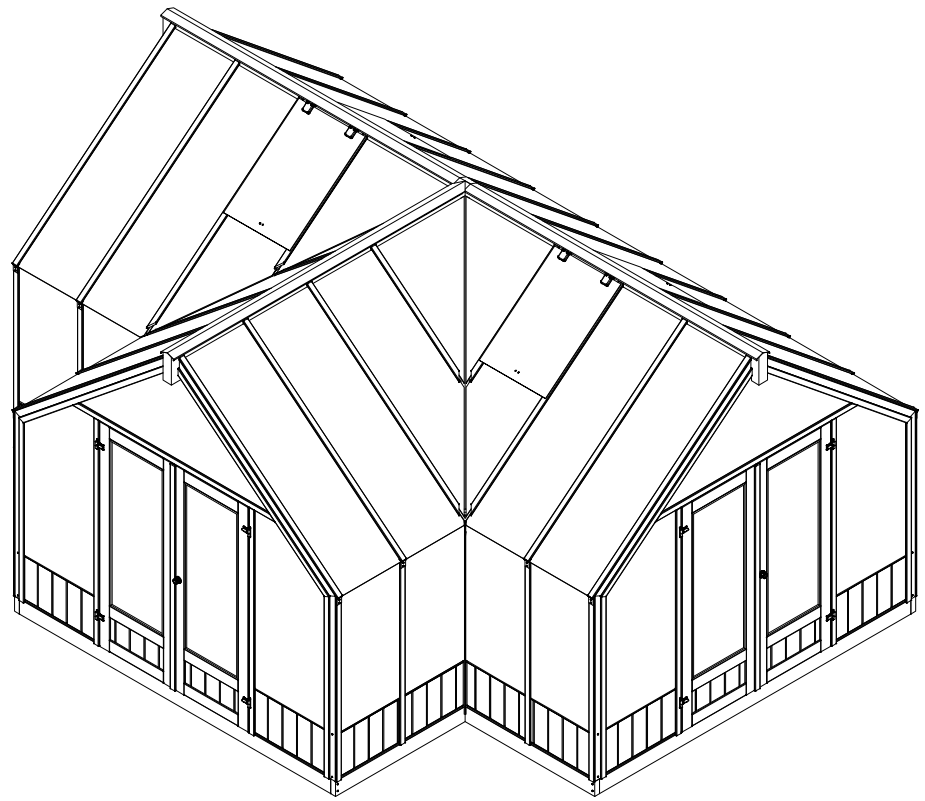

Object name: EMILIA T-SHAPE	Drawing: Elevations, plan		Scale 1:50
			Paper A3
Palmako LEMEKS GROUP — AS Palmako, Näituse 25, Tartu 50409, Estonia, tel. +372 73 55 530, fax. +372 73 55 544, www.palmako.com	Drawn by 007	Date 10.09.2021	
	Checked by	Date	
	Approved by	Date	Page 1

reede, 10. september 2021 15:18:46

det 1 - 1 pc
det 2 - 3 pcs
det 3 - 2 pcs
det 4 - 2 pcs
det 42 - 1 pc
F5 - 16 pcs
F6 - 8 pcs

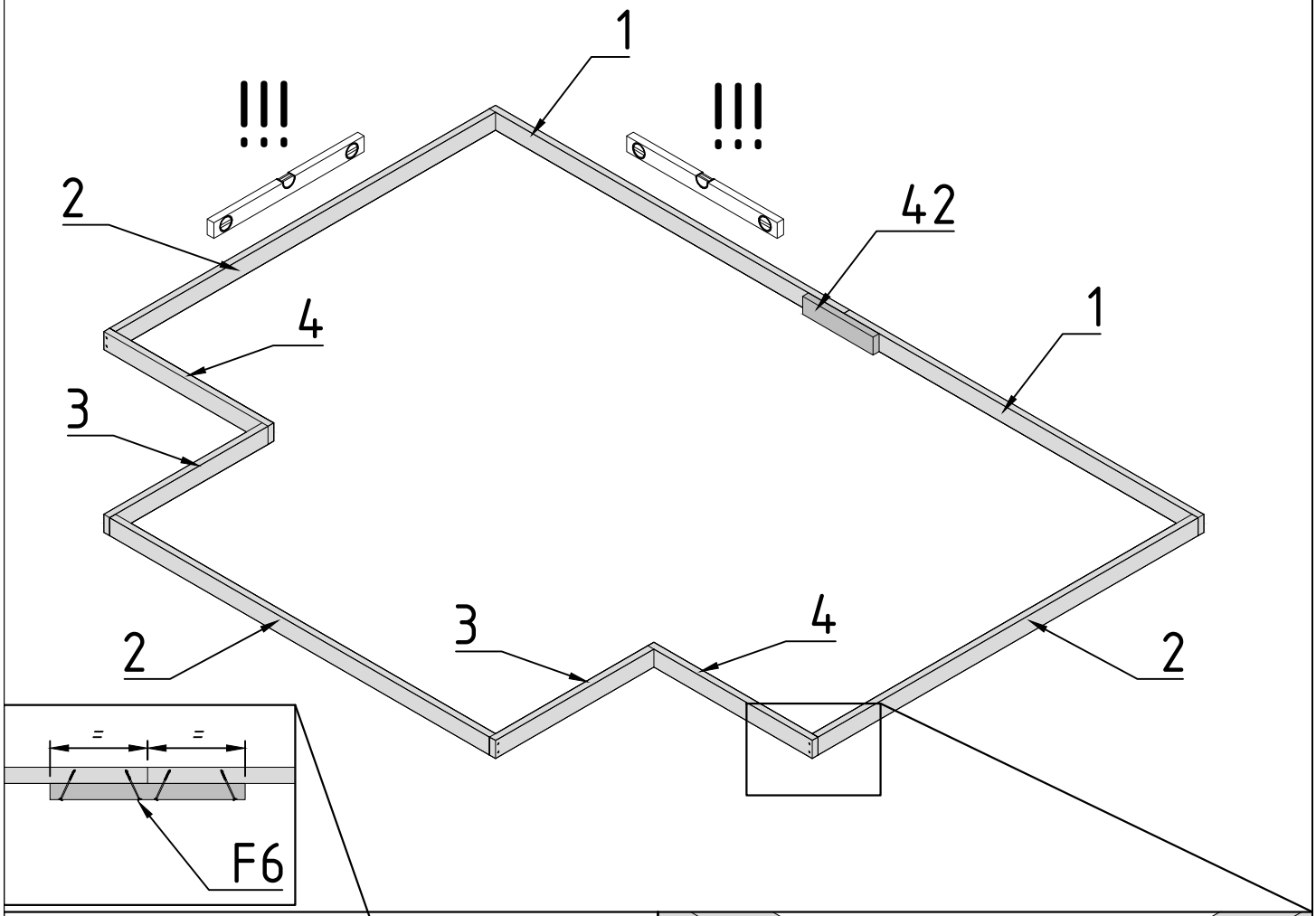

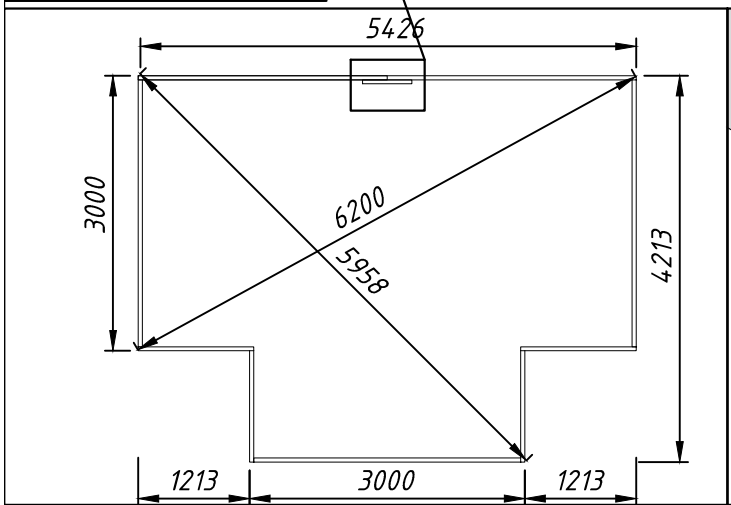

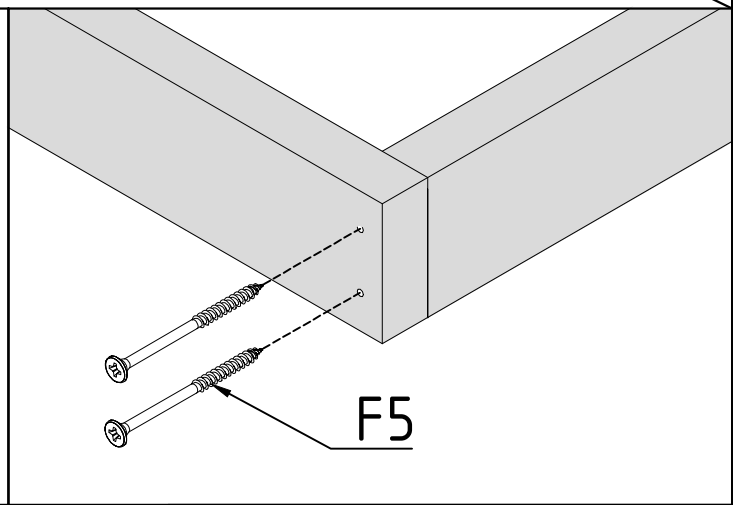

EL 1 - 6 pcs
EL 2 - 2 pcs
EL 3 - 2 pcs
EL 4 - 1 pcs
EL 5 - 1 pcs
F6 - 33 pcs

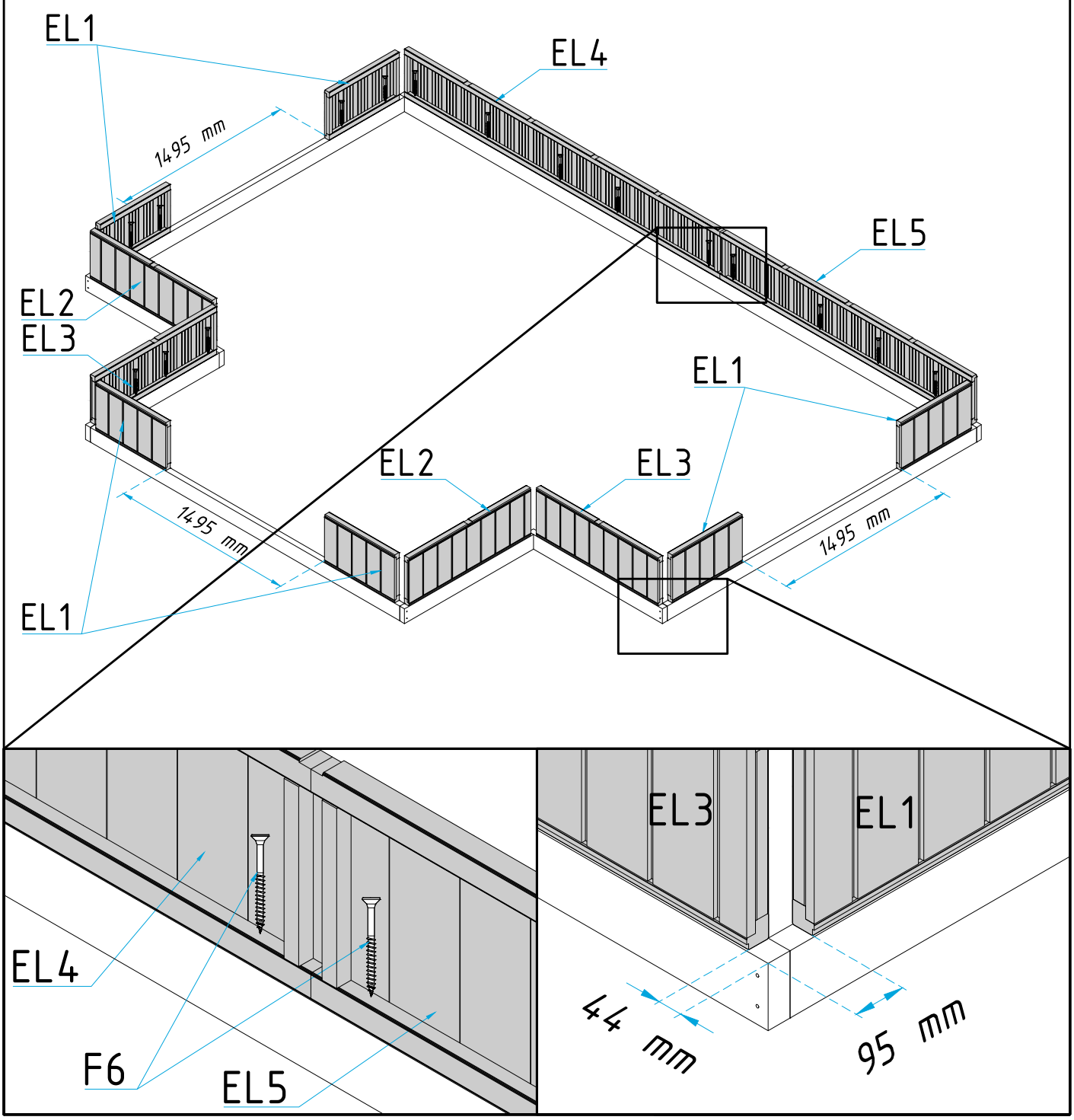

det 5 - 1 pcs
det 6 - 1 pcs
det 7 - 3 pcs
det 8 - 3 pcs
det 13 - 3 pcs
det 14 - 3 pcs
det 26 - 6 pcs

F6 - 24 pcs
F7 - 72 pcs
F29 - 8 pcs

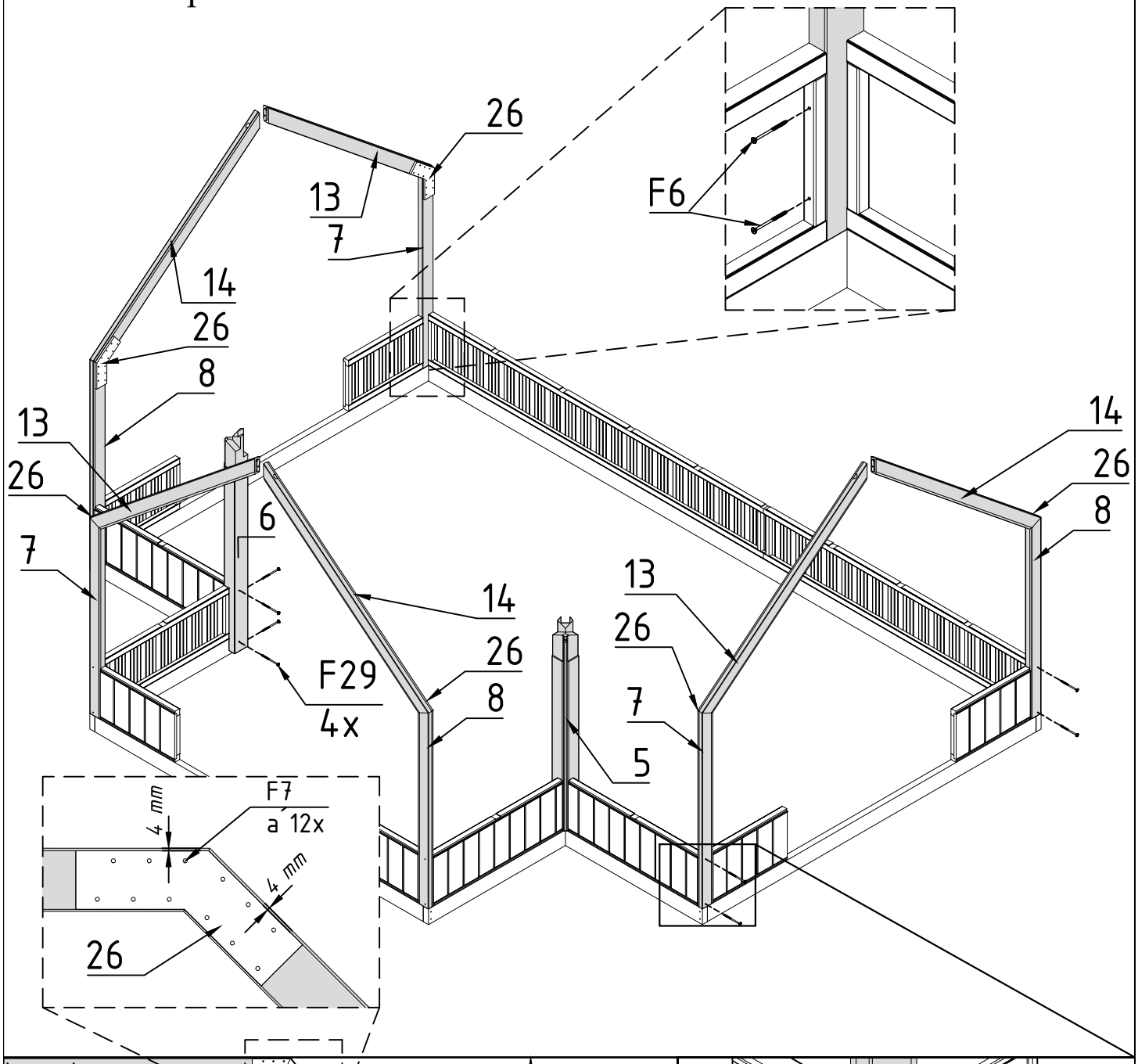

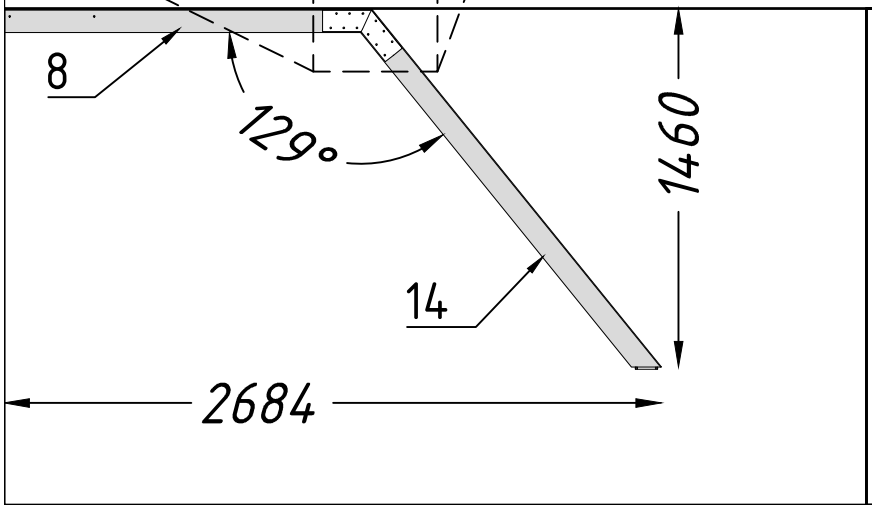

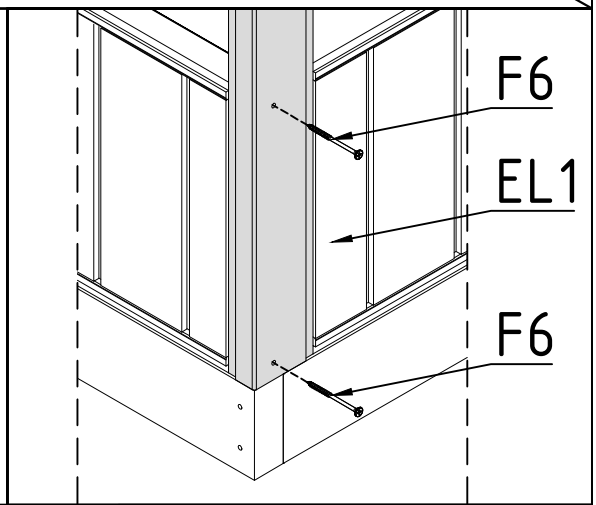

det 9 - 3 pcs
det 10 - 3 pcs
det 11 - 3 pcs
det 12 - 3 pcs
F6 - 36 pcs

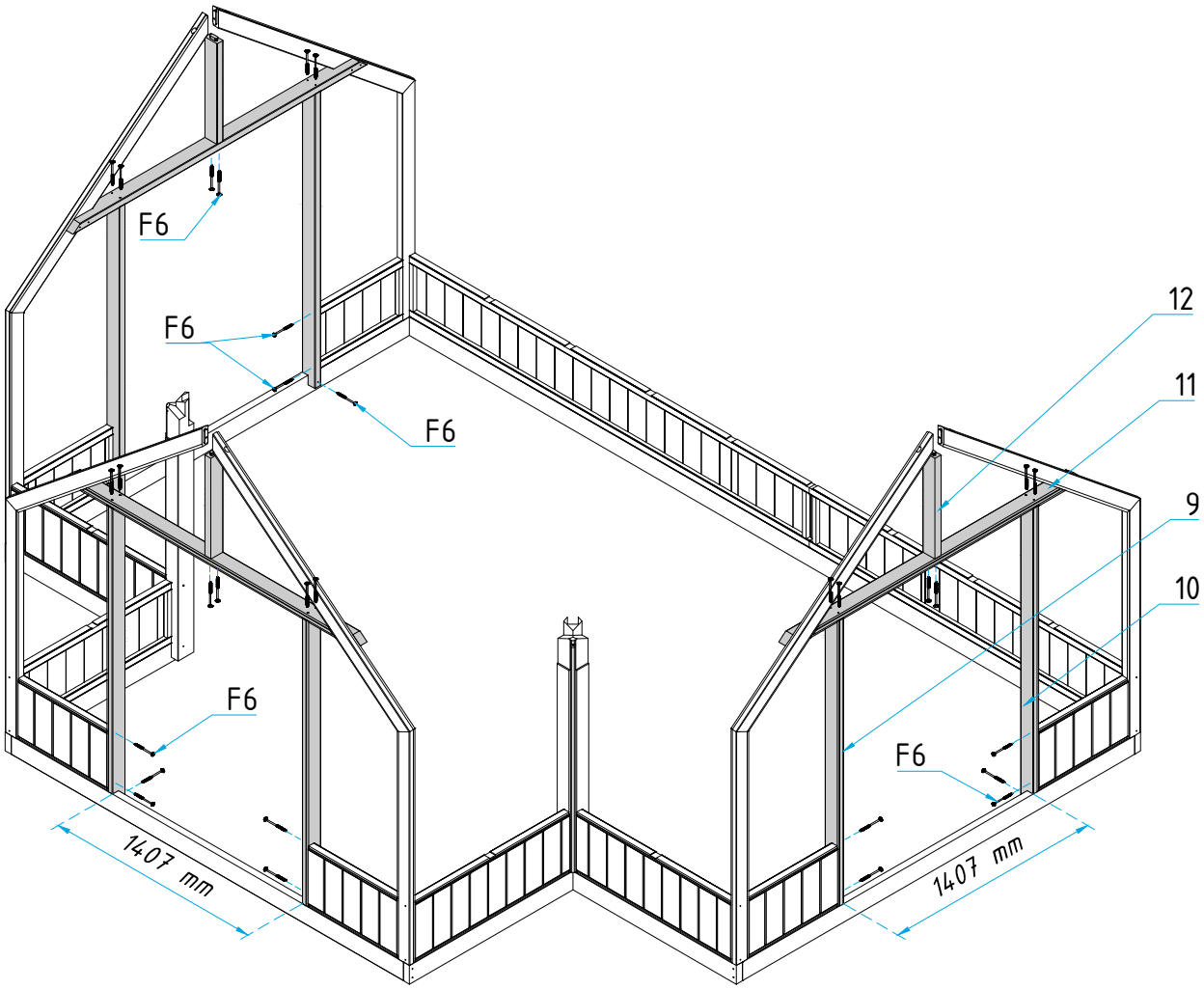

det 15 - 1 pcs
det 16 - 1 pcs
det 17 - 1 pcs
det 18 - 1 pcs

F5 - 8 pcs
F6 - 12 pcs
F9 - 12 pcs
F11 - 3 pcs
F12 - 3 pcs
F13- 6 pcs
F24 - 5 pcs
F25 - 5 pcs
F28 - 1 pcs

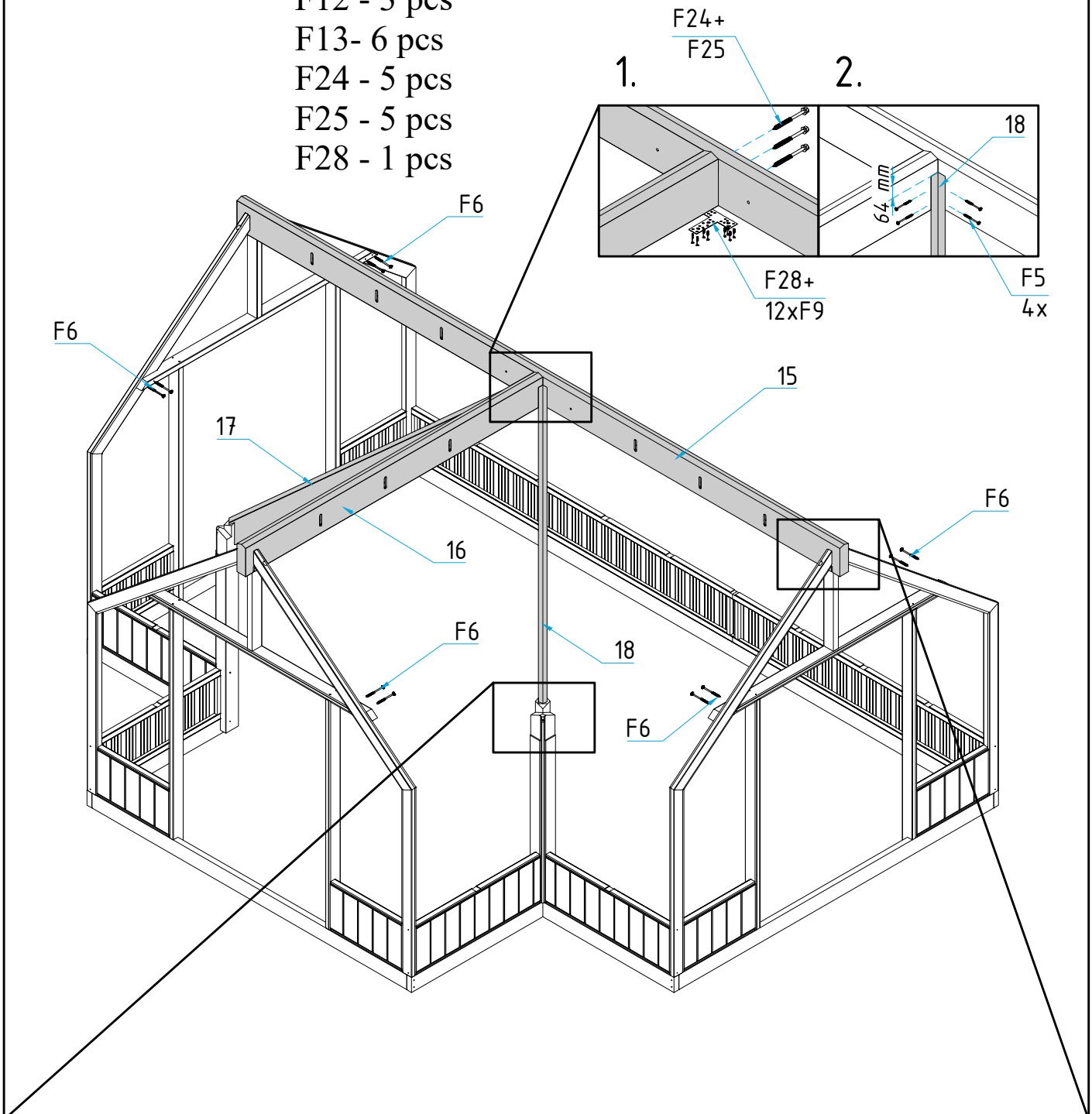

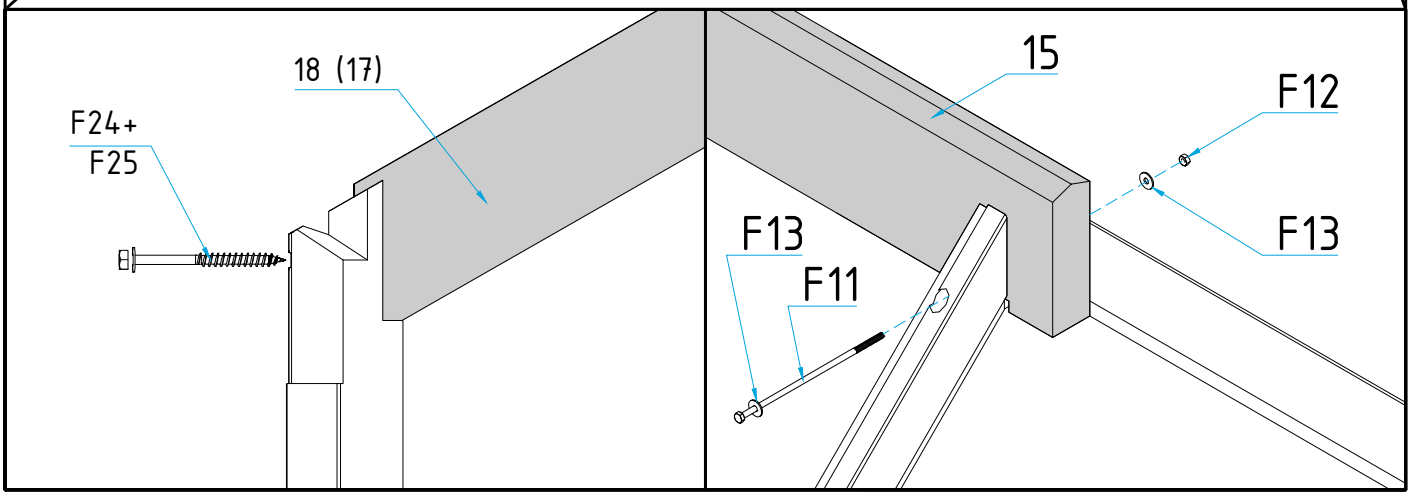

det 19 - 12 pcs
det 20 - 12 pcs
det 21 - 2 pcs
det 22 - 2 pcs
det 23 - 2 pcs
det 24 - 2 pcs
det 25 - 4 pcs
det 26 - 20 pcs
det 27 - 1 pcs
det 28 - 6 pcs

F6 - 36 pcs
F7- 360 pcs
F11 - 9 pcs
F12 - 11 pcs
F13 - 22 pcs
F23 - 2 pcs

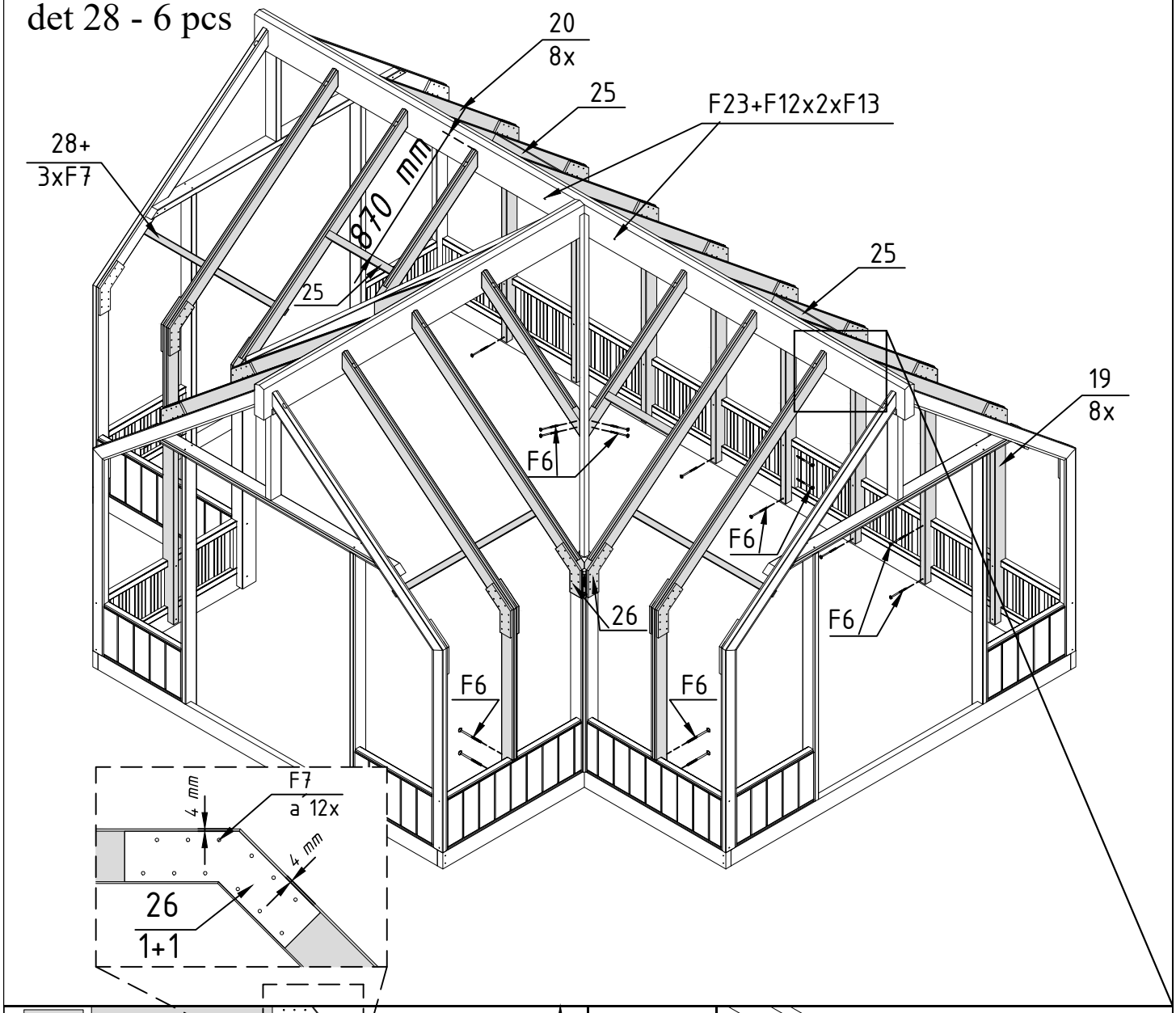

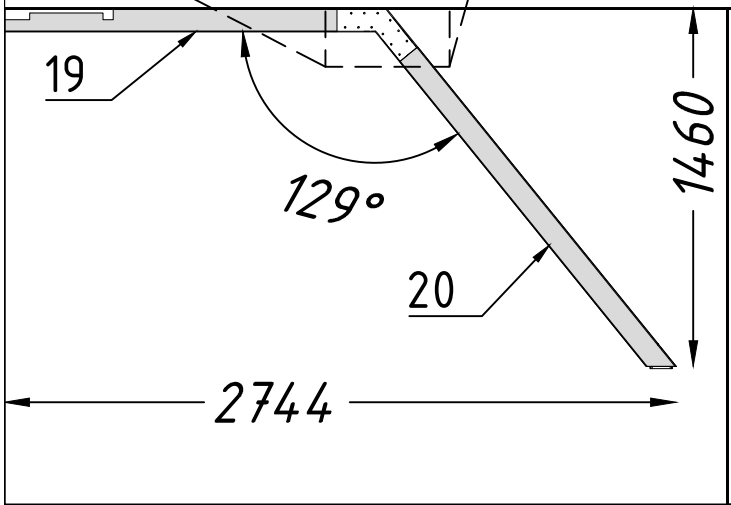

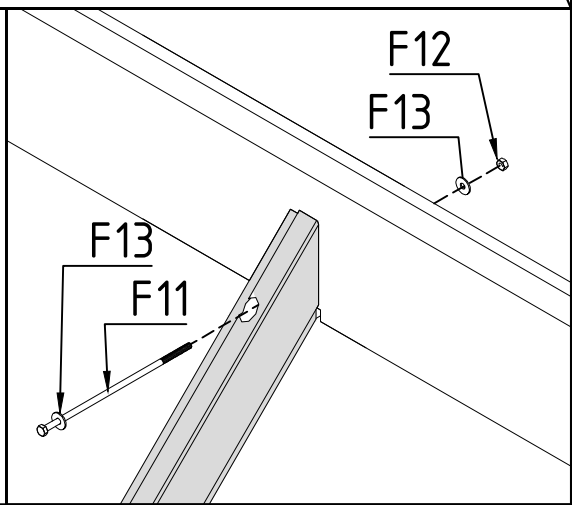

F8 - 26 pcs
F14 - 3 pcs
F15a - 1 pcs
F15b - 1 pcs
F26 - 2pcs
F30 - 8pcs

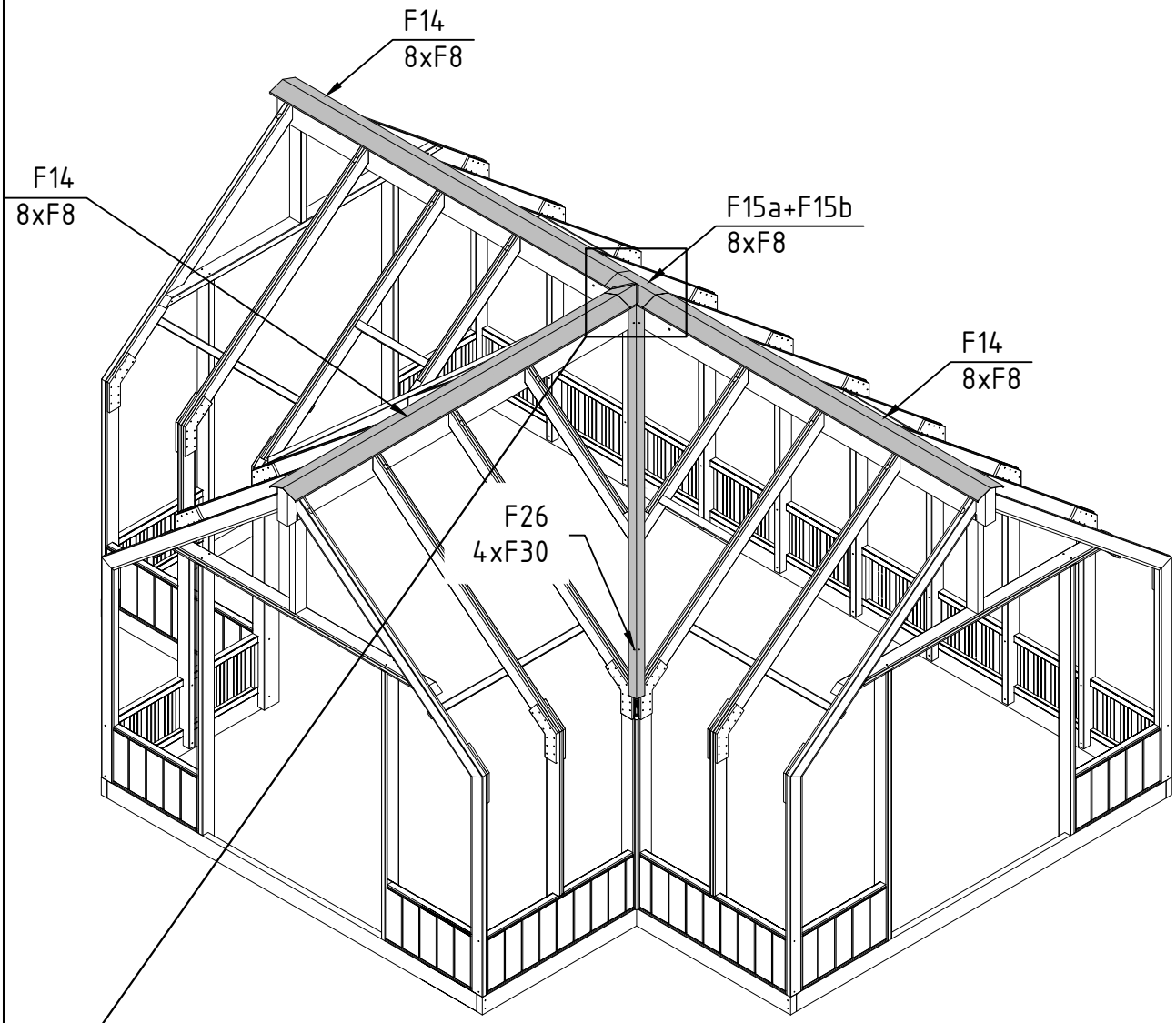

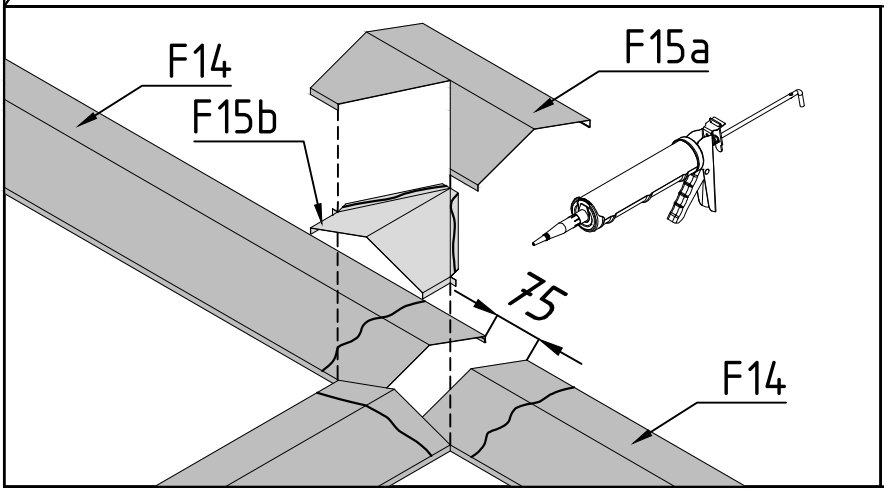

det 402 - 13 pcs
det 411 - 4 pcs
det 29 - 18 pcs
det 41 - 2 pcs

F3 - 18 pcs
F8- 100 pcs
F20 - 18 pcs

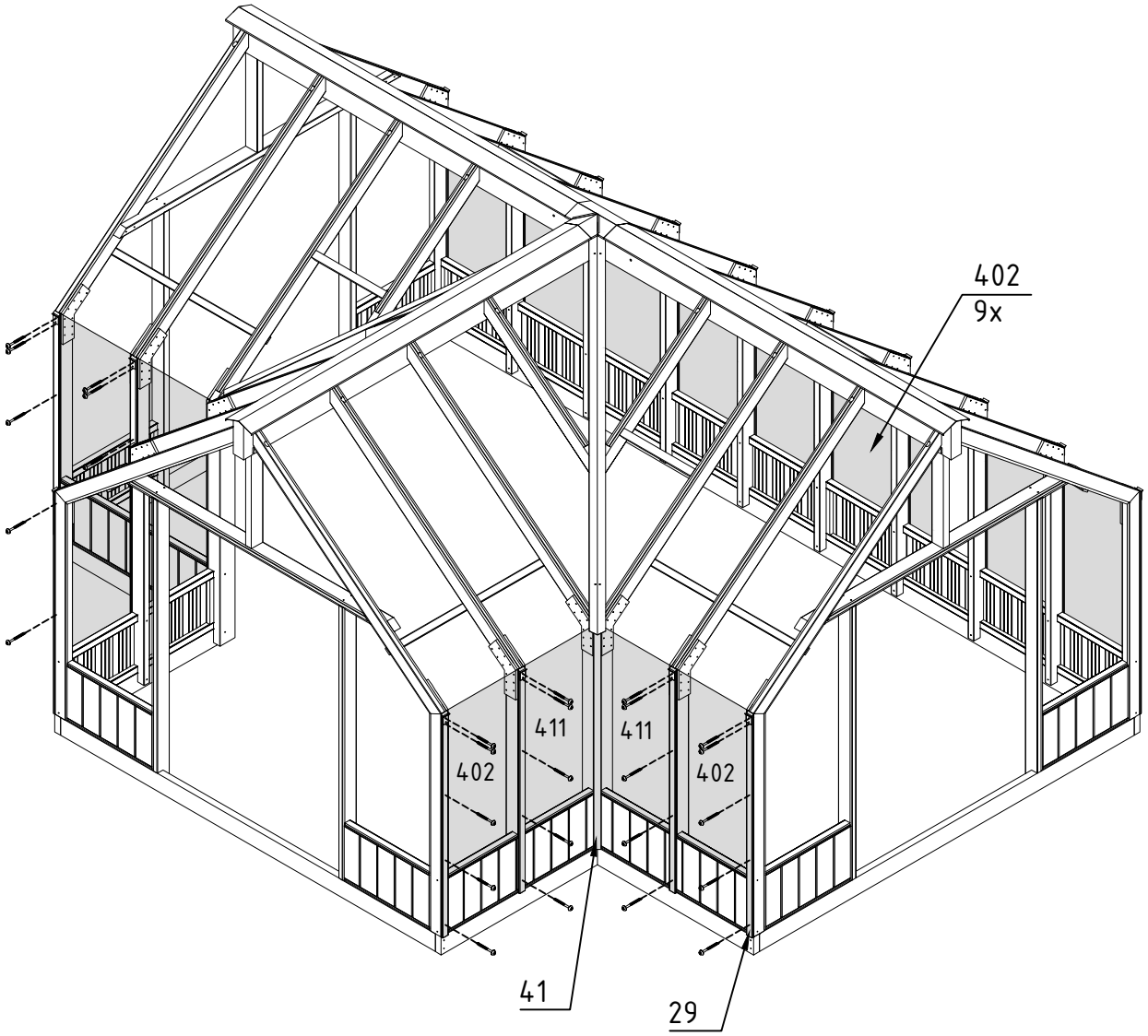

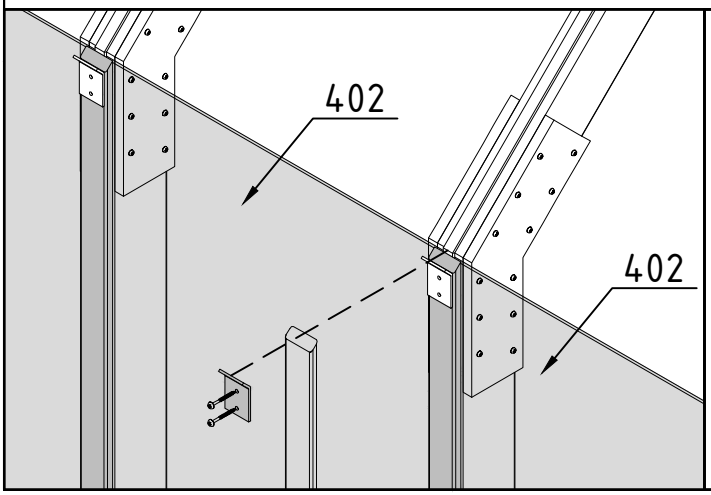

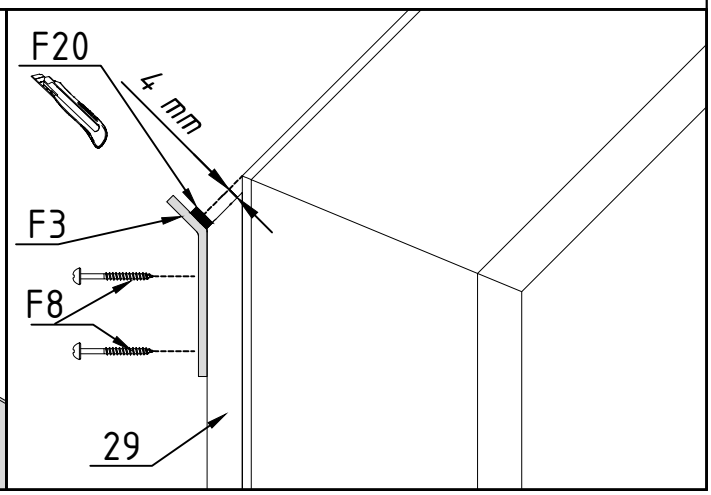

det 406 - 2 pcs F8- 24 pcs
det 408 - 4 pcs
det 409 - 2 pcs
det 31 - 2 pcs
det 32 - 2 pcs
det 33 - 2 pcs
det 34 - 2 pcs

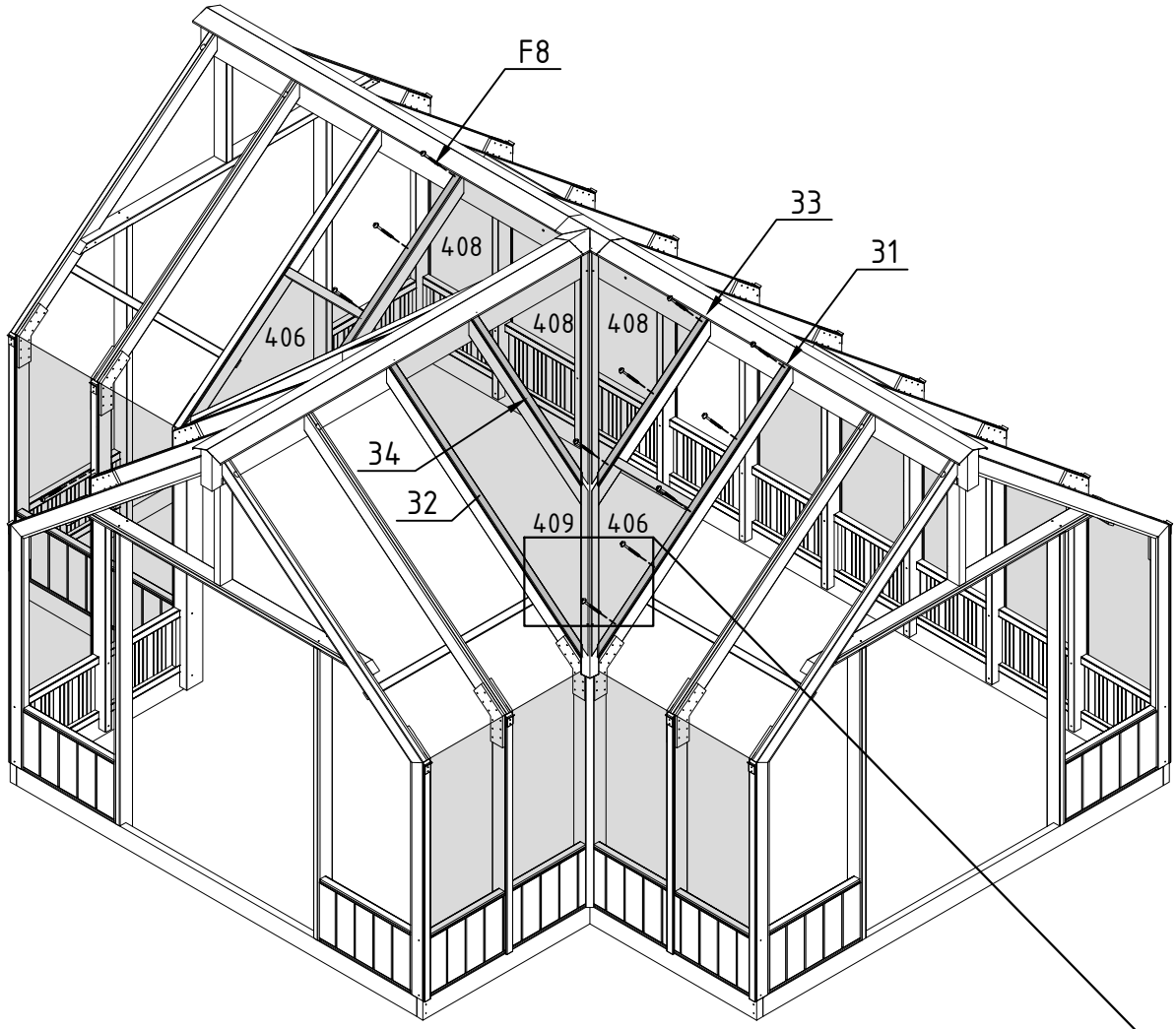

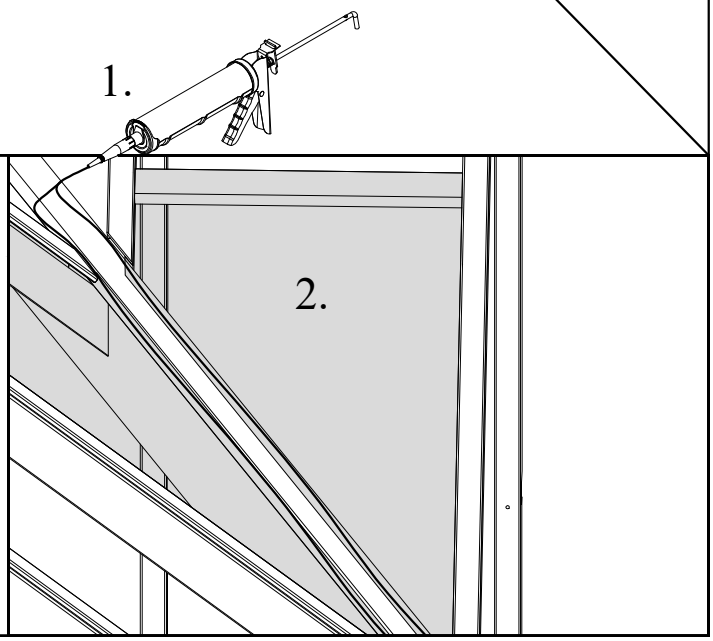

det 401 - 11 pcs
det 403 - 2 pcs
det 404 - 4 pcs
det 30 - 18 pcs
F8 - 90 pcs

F1 - 4 pcs
F2 - 8 pcs

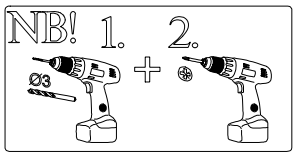

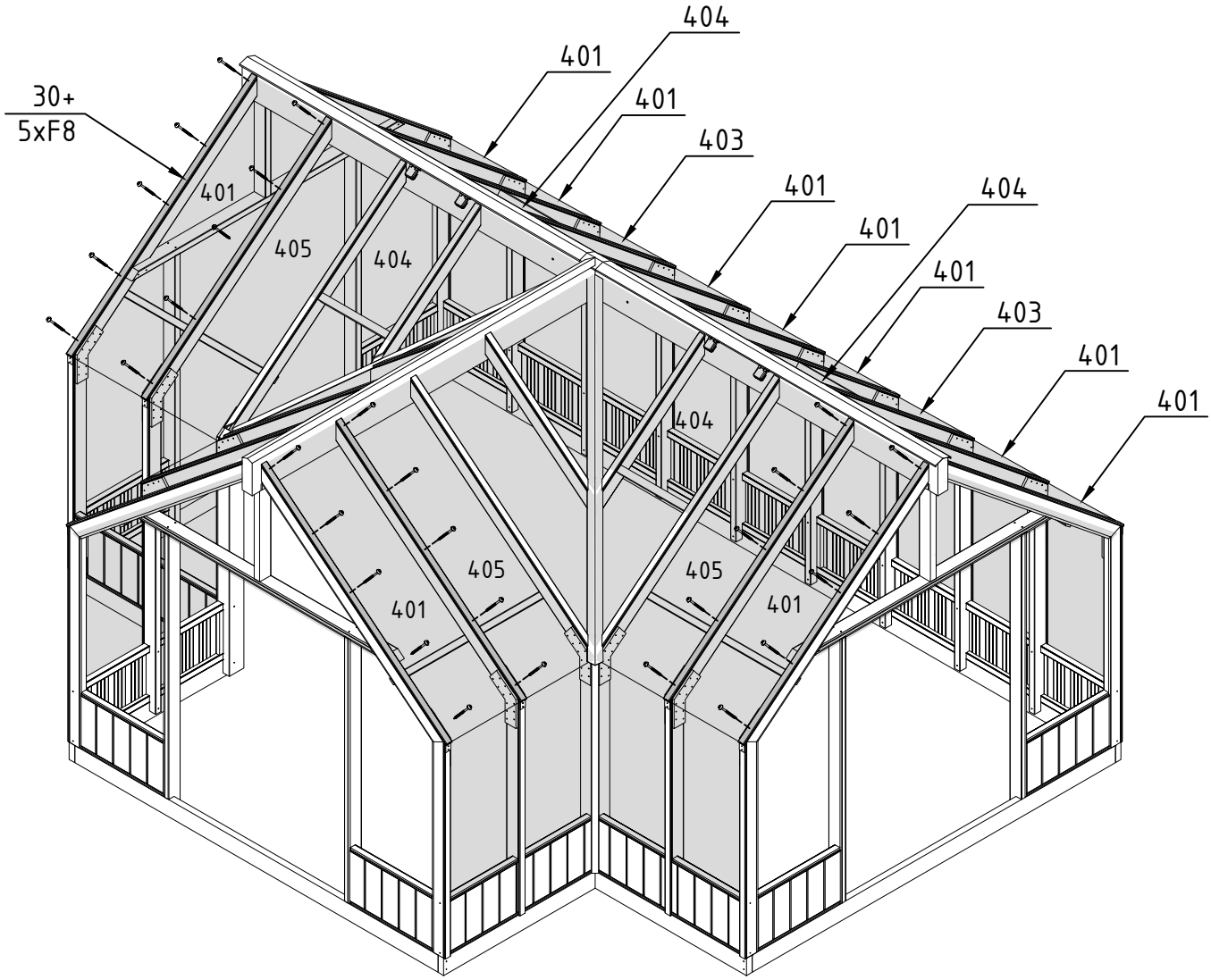

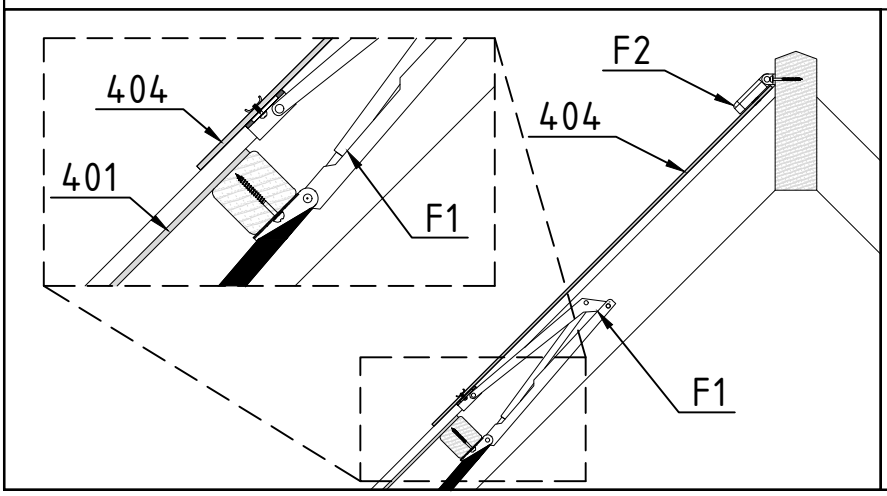

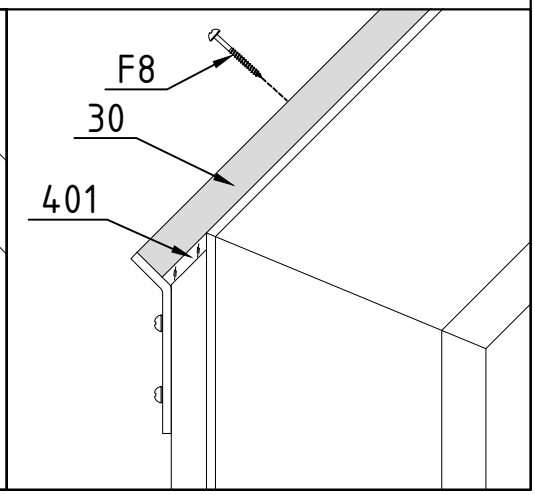

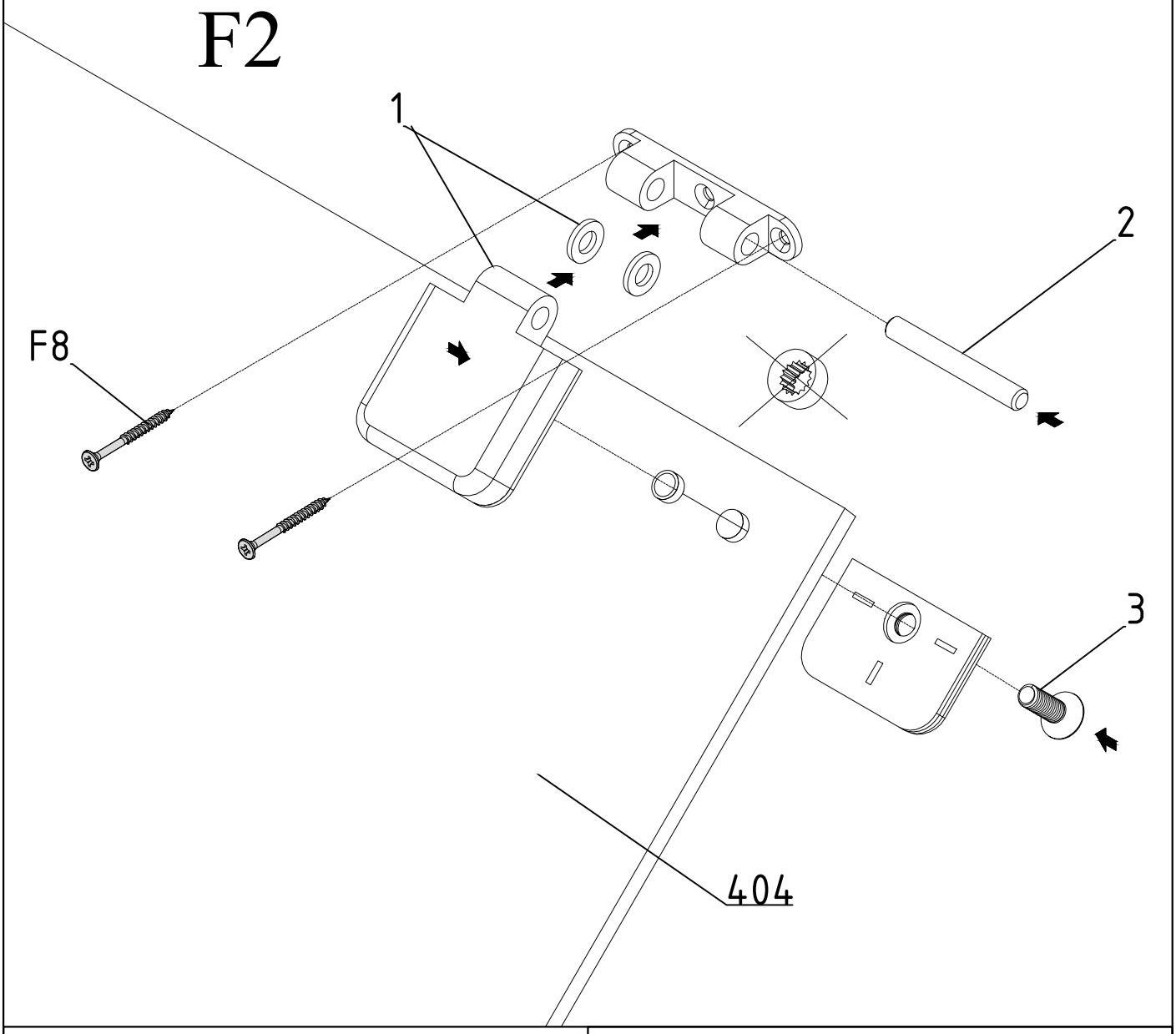
F2
1
2
F8
3
404

det 407 - 3 pcs
det 412 - 6 pcs
det 35 - 3 pcs
det 37 - 12 pcs
det 38 - 6 pcs
det 39 - 6 pcs
det 40 - 6 pcs
F8 - 165 pcs

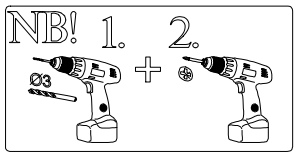

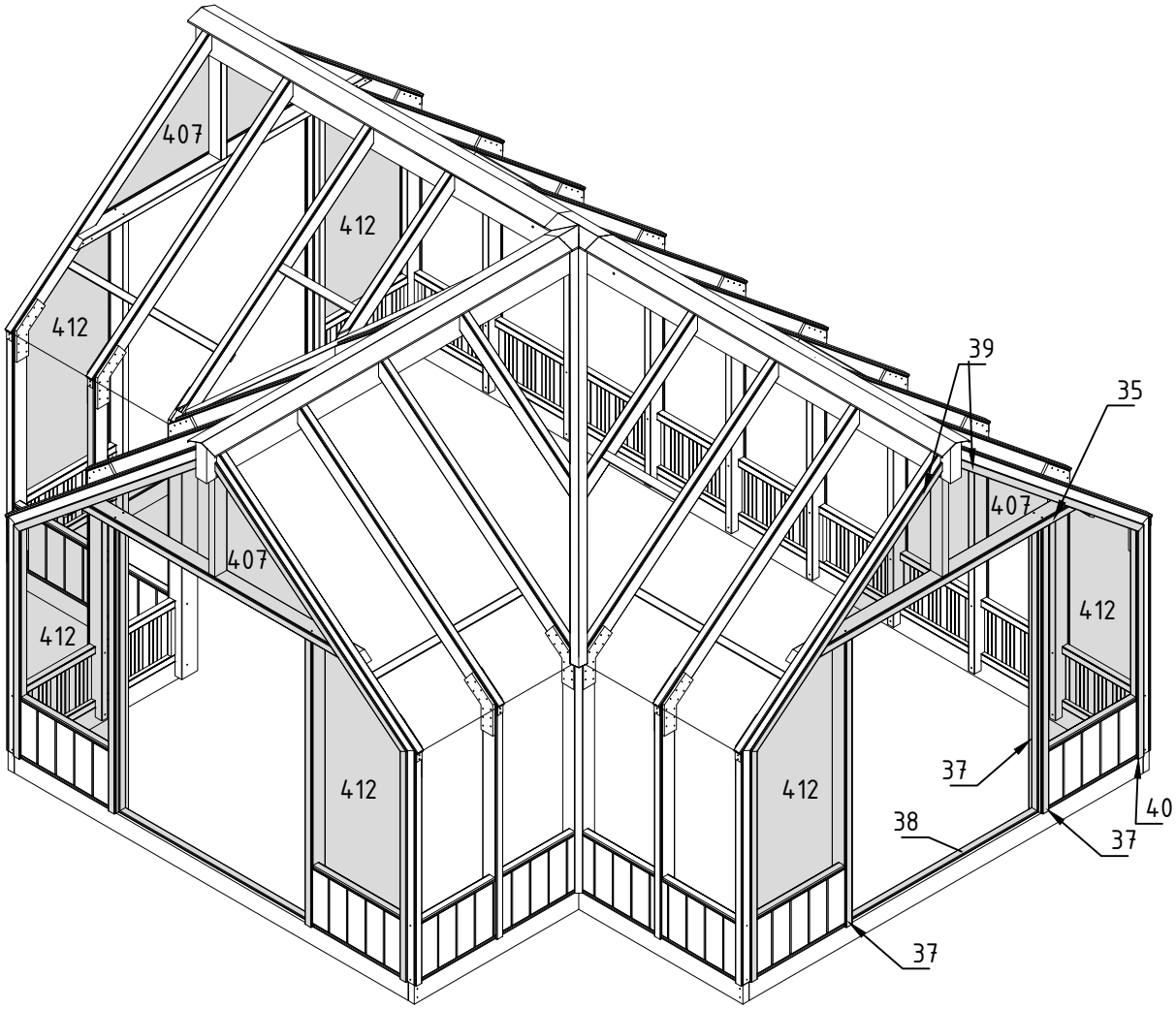

KUL-145 - 3 pcs
KUL-145-2 - 3 pcs
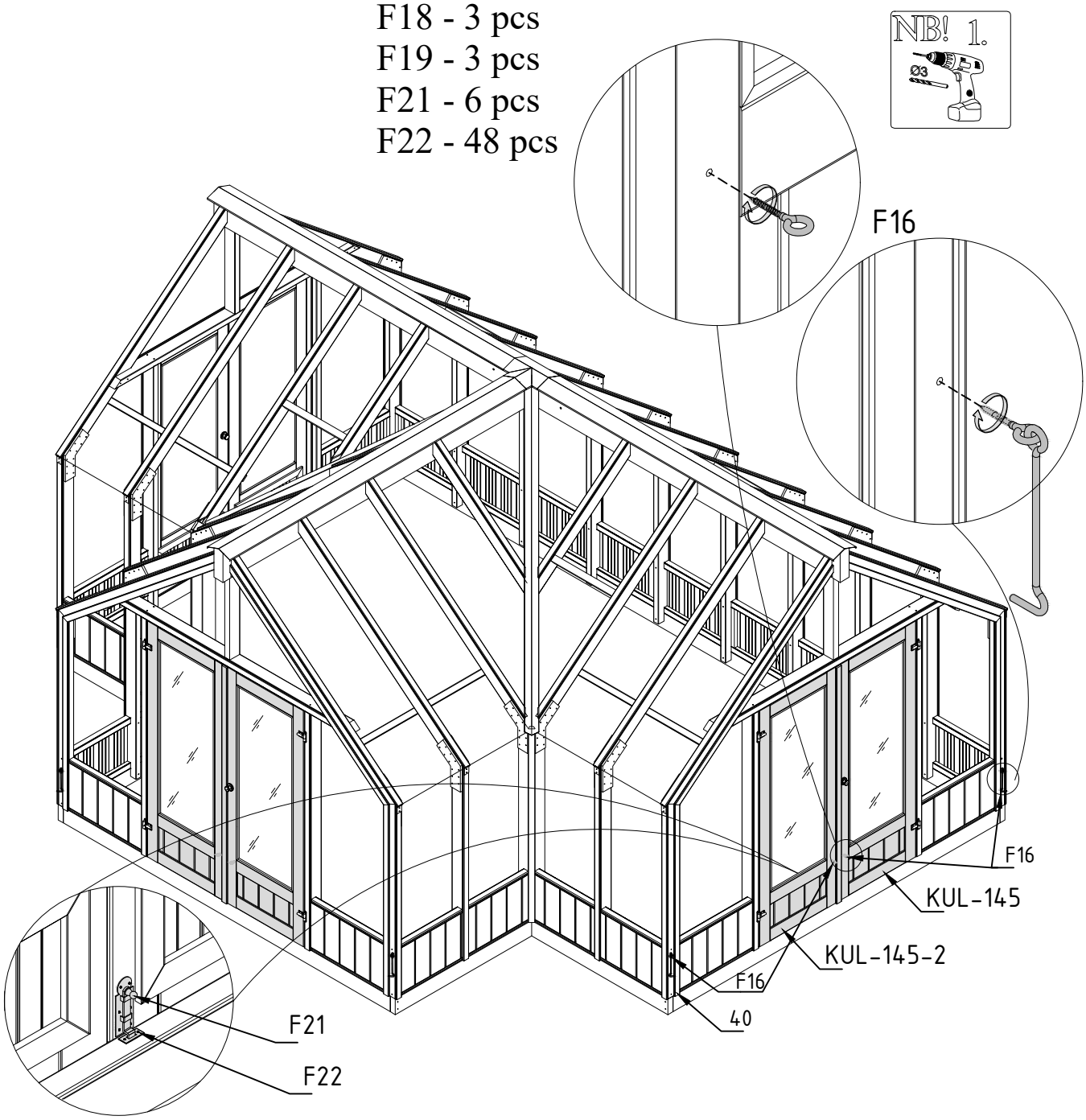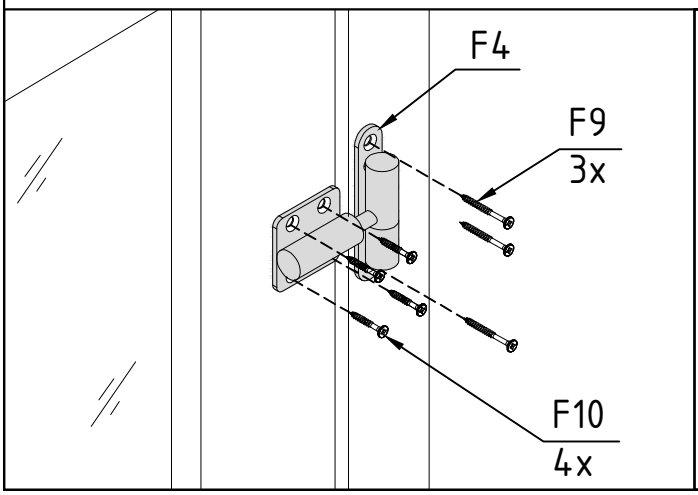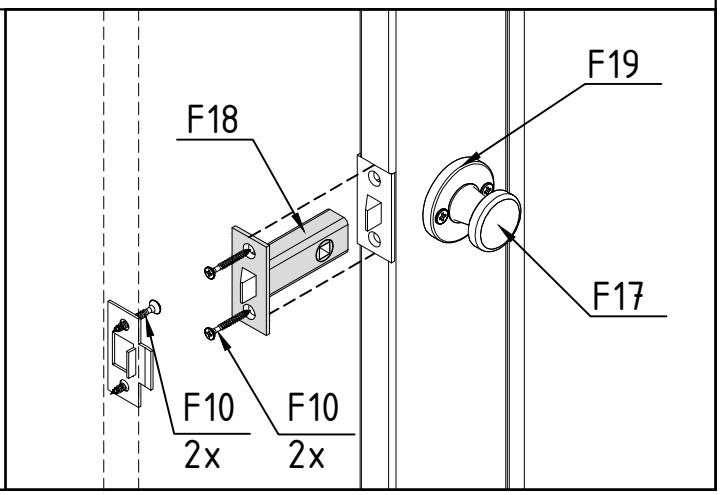
F4 - 12 pcs
F9 - 24 pcs
F10 - 52 pcs
F16 - 6 pcs
F17 - 3 pcs
F18 - 3 pcs
F19 - 3 pcs
F21 - 6 pcs
F22 - 48 pcs